

# PVC-U PANEL DOORS



eurocell



# The perfect *finish*

When you buy a PVC-U infill panel for your front door, you can rest assured you are investing in a quality product. PVC-U doors are low maintenance and secure.

Every door is available in white or woodgrain effects, Rosewood, Light Oak, Mahogany or Irish Oak. All woodgrain options are finely crafted to look realistic, but unlike wood they are guaranteed not to crack, peel or fade; so you can create the warmth that wood offers, without the hassle. There is also a new range of foiled colours such as the popular Anthracite Grey and Chartwell Green. You can also combine white and woodgrain finishes, so for example, you could have woodgrain on the outside to match the exterior features of your home, and white on the inside providing you with a neutral finish for your interior.

## CONTENTS

### DISCOVER

Prague	4
Riga	5
Geneva	6
Vienna	7
Victorian	8-9
Windsor	10-11
Georgian 1	12
Georgian 3	13
Monaco	14
Devon	15
Jacobean	16
Cornwall	17
Edwardian 2 & 4	18
Bordeaux & Quebec	19
Warwick	20
Cambridge	21
Back Door	22

### AMATIS COLLECTION

York & Toulouse	23
Xanthi & Verona	24
Side panels	25

### DESIGN CHOICES

Colours	26
Glazing options	26
Hardware options	27

All glass is toughened (kite mark bs6206) and all door panels meet class 1 surface spread of flame classification BS476 part 7. Due to the nature of the product, no liability can be accepted for the accuracy of colours or designs shown which are intended for guidance only. All the door panels in this range comprise of two PVC-U skins, pressure bonded to a core material of E.H.D.F.R. A polystyrene (extra high density fire retardant additive) using a specially formulated adhesive that is both heat and moisture resistant. The result is a core free from CFCs and a skin that is approved to BS476:part12 'Method of Test for Ignitability of Products by Direct Flame Impingement'. This offers a high degree of thermal efficiency and, by using our range of reinforcing options, a high degree of security.



# PRAGUE

NEW



**Prague**  
in Slate with Lattice Glass (DB)



**Prague**  
in Black with Satin Glass



**Prague**  
in Chartwell Green  
with Bullion Glass ▲



**Prague**  
in Anthracite  
with DB68 Glass (DB)



**Prague**  
with Etch Border Glass

# RIGA

NEW



**Riga**  
in Slate with Lattice Glass (DB)



**Riga**  
in Agate with Satin Glass



**Riga**  
in Black with Bullion Glass ▲



**Riga**  
with Etch Border Glass



**Riga**  
in Blue with DB68 Glass (DB)



GENEVA

NEW



Geneva  
with Attria Glass (DB)



Geneva  
in Anthracite with Satin Glass



Geneva  
in Agate with Etch Border Glass



Geneva  
in Slate with Glazed Glass



Geneva  
in Pebble with Lattice Glass (DB)

VIENNA

NEW



Vienna  
in Anthracite  
with Etch Border Glass



Vienna  
in Agate with Satin Glass



Vienna  
in Slate with Rhea Glass (TD)



Vienna  
in Black with Lattice Glass (DB)



Vienna  
in Pebble with Mene Glass (TD)






# VICTORIAN



**Victorian**  
in Slate with Cobalt Glass (BP) ▲



**Victorian**  
in Chartwell Green with Rennie Argyle Glass (CD)



**Victorian**  
in Chartwell  
with Georgian Bar Glass



**Victorian**  
with Silver Grille Glass (DB)



**Victorian**  
in Pebble with Glazed Glass



**Victorian**  
Solid



**Victorian**  
in Anthracite  
with Fused Grille Glass (DB)



**Victorian**  
with Tinted Emerald Glass (DB)



**Victorian**  
in Blue with DB1 Glass (DB)



**Victorian**  
with Ruby Glass (BP) ▲




**Victorian**  
with Briar Glass (CD) and Matching Side Panel



**Victorian**  
with Glazed Glass and Side Panel

For our  
full range  
of door  
hardware  
see P27



12C

WINDSOR



**Windsor**  
in Anthracite Grey with DB4 Glass



**Windsor**  
with Bevel Cluster Glass (DB)



**Windsor**  
with Sapphire Twist Glass (DB)



**Windsor**  
in Chartwell  
with Diamond Lead Glass



**Windsor**  
with Glazed Glass



**Windsor**  
Solid



**Windsor**  
in Black with Atria Glass (DB)



**Windsor**  
with Emerald Jewel Glass (DB)



**Windsor**  
with CL5 Glass



**Windsor**  
with Climbing Rose Glass (CD)



**Windsor**  
in Agate with  
Floral Urn Etched Glass (TD)



# GEORGIAN 1



**Georgian 1**  
with House No/Leaves Glass (CD)



**Georgian 1**  
in Chartwell Green with Clear Elegance Glass (DB)



**Georgian 1**  
in Anthracite with DB8 Glass (CD)



**Georgian 1**  
with CL5 Glass



**Georgian 1**  
with Georgian Bar Glass



**Georgian 1**  
with Glazed Glass

# GEORGIAN 3



**Georgian 3**  
with Clear Elegance Glass (DB)



**Georgian 3**  
with DBB Glass



**Georgian 3**  
in Slate with CL5 Glass



**Georgian 3**  
with Rennie Islay Glass (CD)



**Georgian 3**  
in Red with Sirius Glass (DB)



**Georgian 3**  
with Georgian Bar Glass and Side Panel

# MONACO



**Monaco**  
in Chartwell Green with Bevel Cluster Glass (DB)



**Monaco**  
with DB1 Glass (DB) ▲



**Monaco**  
in Cream  
with Climbing Rose Glass (CD)



**Monaco**  
with BP5 Green Glass



**Monaco**  
in Anthracite  
with Atria Glass (DB)



**Monaco**  
with Glazed Glass

# DEVON



**Devon**  
in Blue  
with Fused Blue Glass (DB)



**Devon**  
with Neptune Glass (BP) ▲



**Devon**  
in Pebble  
with Floral Jewel Glass (BP) ▲



**Devon**  
with Wild Rose Glass (CD)



**Devon**  
in Light Oak with Venus Glass (BP) ▲



**Devon**  
with Royal Bevel Glass (DB)





# JACOBEOAN



**Jacobean**  
in Anthracite Grey with Silver Grille Glass (DB)



**Jacobean**  
with Bevel A Glass (DB)



**Jacobean**  
in Slate with CL2 Glass



**Jacobean**  
with Rennie Moray Glass (CD)



**Jacobean**  
in Cream  
with Bevel F Coloured Glass



**Jacobean**  
with Glazed Glass

# CORNWALL



**Cornwall**  
in Green with CD9 Glass



**Cornwall**  
with Blue Border Glass (CD)



**Cornwall**  
in Black with Glazed Glass



**Cornwall**  
with Horseshoe Glass (CD)



**Cornwall**  
in Chartwell Green with Bullion Glass (CD)) ▲



**Cornwall**  
with DB68 Glass

# EDWARDIAN 2 & 4



**Edwardian 4**  
in Cream with Bevel G Glass (DB)



**Edwardian 4**  
with Climbing Rose Glass (CD)



**Edwardian 4**  
in Slate with DB1 Glass



**Edwardian 2**  
with Glazed Glass



**Edwardian**  
Solid in Black

# BORDEAUX & QUEBEC



**Bordeaux**  
with CL2 Glass



**Quebec**  
in Chartwell with CD21Glass



**Quebec**  
with CD30 Glass




**Quebec**  
in Agate with Georgian Bar Glass



**Quebec**  
with DB1 Glass



**Bordeaux**  
in Anthracite Grey with BP1 Glass ▲





WARWICK



Warwick  
in Chartwell Green with Aquarius Glass ▲



Warwick  
with CD21 Glass



Warwick  
in Blue with House Number  
& Roses Glass (CD)



Warwick  
with CD33 Glass



Warwick  
in Slate with Diamond Lead Glass



Warwick  
with Glazed Glass

CAMBRIDGE



Cambridge  
with Fused Blue Glass (DB)



Cambridge  
with Aqua Petal Glass (DB)



Cambridge  
with Aqua Jewel Glass (DB)



Cambridge  
with Block Lead Glass



Cambridge  
in Irish Oak with DB1 Glass



Cambridge  
in Mahogany with Bevel Cluster Glass (DB)

BACK DOOR



Back Door  
with Glazed Glass



Back Door  
in Chartwell with Georgian Bar Glass

Amatis *collection*

Stylish inverse moulding is the latest feature to be introduced to the PVC-U panel door and has proved to be popular with home owners, which is why we have extended our range to provide you with even more styles to choose from.

On most PVC-U doors, the mouldings are raised from the door. However, with the Amatis inverse collection, the mouldings recess into the door. This creates a more elegant, slimline look that resembles the traditional carved lines of timber, but still has the low maintenance benefits of PVC-U so you get the best of both worlds.

YORK AND TOULOUSE



York  
in Chartwell with CL4 Glass



Toulouse 3  
with CL4 Glass



Back Door  
in Green with CD21 Glass



Back Door  
with Square Lead Glass



Back Door  
in Slate with Diamond Lead Glass



Back Door  
Solid



York  
in Agate with DB4 Glass



York  
with Glazed Glass



Toulouse 1  
in Pebble with CD12 Glass



Toulouse 1  
with Georgian Bar Glass



XANTHI & VERONA



**Xanthi**  
with Glazed Glass

**Verona**  
with CD50 Glass

**Verona**  
with CL1 Glass

**Verona**  
Solid



**Xanthi**  
in Light Oak with CL4 Glass



**Verona**  
with BP11 Glass) ▲

SIDE PANELS



Victorian

Edwardian

Georgian

Cambridge

Bordeaux

Half, Quarter & Conservatory Panels All panels are available in all colour options.



Victorian Half Panel

Edwardian Half Panel

HPU-1

HPU-2

Royale Half Panel

Regency Half Panel

HPU-7

HPU-9

Edwardian CEP

HPU-10

Victorian  
Quarter Panel

Edwardian  
Quarter Panel

Lancaster CLP


Shiplap

# DESIGN CHOICE

## Foiled Colour Options



## Glazing Options



**Resin Bevel (BP)** - No backing glass option available ▲. Each design is carefully sealed between two panes of glass for ease of cleaning. This glass will not shatter but will hold together even if broken. Each resin is obscure and the design will occasionally produce minor imperfections that are generally regarded as acceptable. The resin is glazed on the inside piece of glass facing outwards.

### Bevelled Glass (DB)

Traditional handcrafted and bonded to the glass with an optically clear resin, then overlaid with lead. These timeless designs will complement that period home.

### Stained Units (CD) (CL)

Combining traditional lead work with coloured film, these designs replicate that stained glass appearance.

All stained units are individually hand made and the coloured film may at times, vary slightly from the computer generated brochure.

### Sandblasted / Etched Glass (TD) (DB)


This handcrafted glass is now produced using modern technology and is designed to give a traditional appearance. For a more dramatic effect, this is often combined with striking glass bevels. Though generally obscure, it does leave various areas clear.

### Silver Grille (DB)

Our Silver Grille options feature attractive traditional motifs that are created using a highly polished chrome framework that is sealed within the double glazed units. Each Silver Grille design is available with a choice of backing glass.


## Georgian Bar Options

Georgian bars are available in White, Agate, Chartwell Green, Slate, Anthracite, Black, Irish Oak, Light Oak and Rosewood foil finishes. All have White on the reverse except for Anthracite, Black, Irish Oak, Light Oak and Rosewood which are on both sides.



# Hardware *options*


## Letterplates




## Premium Letterplates



## Urns



## Numbers and Letters (A-D Only)



## Spyholes



## Textured Glass Options



\* Glass names are the trademark of Pilkington plc. and reproduced by courtesy.

\*\* Satin Glass incurs a surcharge.





[eurocell.co.uk](https://eurocell.co.uk)

